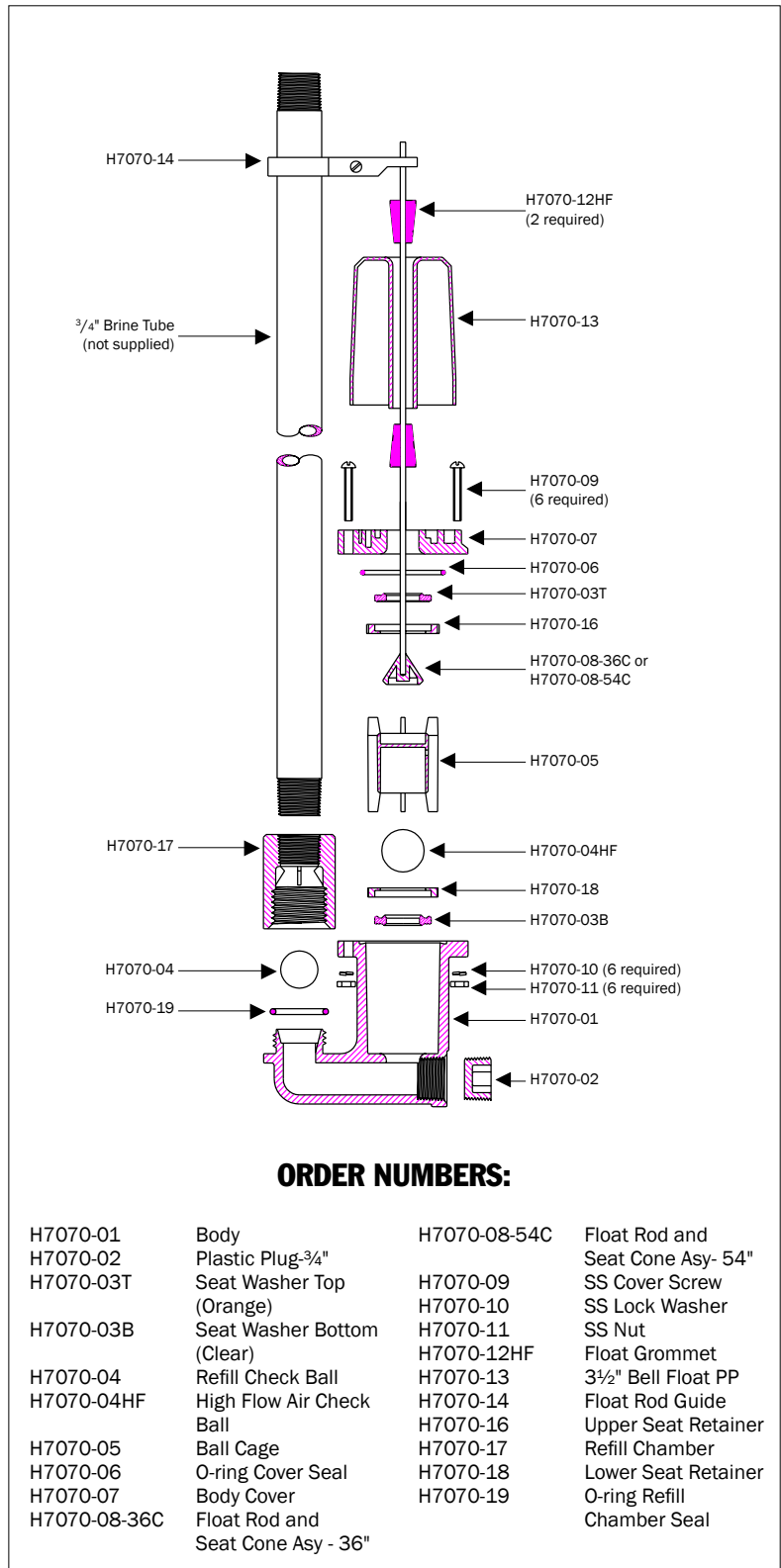
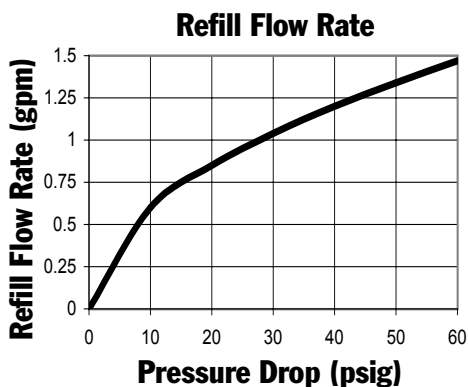
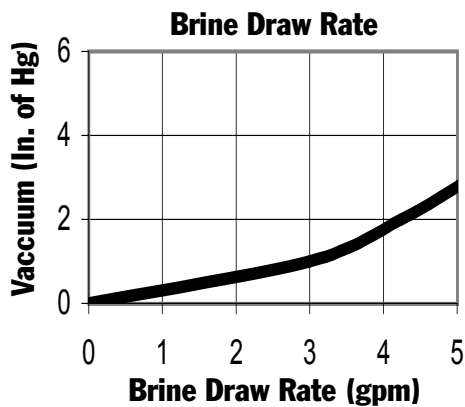


# 454 3/4" Standard Brine Valve

The **454 3/4" STANDARD BRINE VALVE** retains its original features and proven design as an economical commercial brine valve. A new plastic alloy increases the strength and durability of this popular brine valve. 36" and 54" Float Rods are available. Please specify Float Rod length as listed below:

**H7070-36** - 454 3/4" Standard Brine Valve (36" Rod)

**H7070-54** - 454 3/4" Standard Brine Valve (54" Rod)



**NOTE:** The 454 3/4" Standard Brine Valve is designed for salt brine only. It will also fit inside a brine well that is 5" or larger.

# 454 3/4" Standard Brine Valve Installation Guide

1. Use Teflon tape only on threaded plastic pipe connections. Many liquid or paste pipe sealing products contain compounds that may cause plastics to crack with time.
2. PVC brine pipe is recommended for use with these valves as it is non-corrosive and threads easily.
3. After the proper float setting has been determined and the height set, place the float rod guide close to the float (but not as to hinder float operation), adjust to position the float directly above the brine valve and tighten securely.
4. Position the assembly securely in the brine well and check to see that there is no interference with the float operation.

**NOTE:** This brine valve is intended for non-timed brine systems only and contains a refill check ball that limits the refill flow rate to 1.5 gpm.

**Order No: H7070-34**  
**Description: 454 Brine Valve Seal**  
**Replacement Kit**

	Description
H7070-03T	Seat Washer Top (Orange)
H7070-03B	Seat Washer Bottom (Clear)
H7070-06	O-ring Cover Seal
H7070-16	Upper Seat Retainer
H7070-18	Lower Seat Retainer
H7070-19	O-ring Refill Chamber Seal

Clack Corporation 